

CROSSOVER L

68 m²



Installation Structure and cover



2



1:15 h

Dimensions Outside



Length
829 cm



Width
829 cm

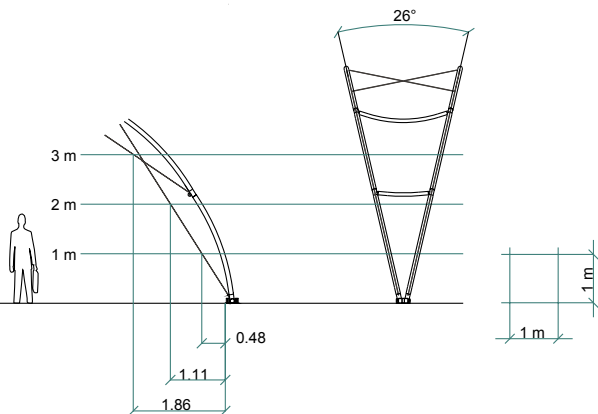
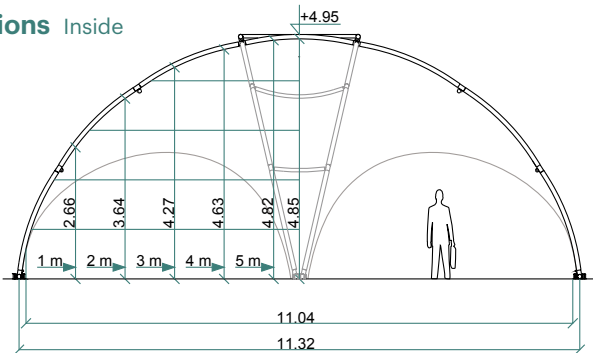


Height
495 cm



Height opening
250 cm

Dimensions Inside



Materials Structure

Tubes Ø90 mm/ Ø70 mm
6082T6 Alloy
Connectors Galvanized steel
Cabels Stainless steel 316

Materials Cover

Fabric Airtex white®
Weight fabric 350 grams/m²
Reinforcements PVC
Certification California T19 M2/B1



-20 °C



+70 °C

Fabric Stam 6002®
Weight fabric 630 grams/m²
Reinforcements Stam 6002®
Certification California T19 M2/B1



-30 °C



+70 °C

Fabric Transparant
Weight fabric 660 grams/m²
Reinforcements PVC
Certification California T19 M2/B1



-20 °C



+70 °C

Gutters

Gutter M to L
Connect Crossover L (COL)
with Crossover M (COM)



Connect Crossover L (COL)
with Hexadome M (HDM)



Gutter L
Connect Crossover L (COL)
with Crossover L (COL)




Connect Crossover L (COL)
with Hexadome L (HDL)




Sidewalls

Dimensions (WxH)
Sidewall



Dimensions (WxH)
Door opening
in the sidewall



Sidewall with door



Sidewall with windows



Sidewall with door
and windows



Transport packaging Structure



OPTION 1 | Standard

1 box (vertical)

Dimensions (LxWxH)

1x: 120x80x232 cm

Total weight (excl. cover)

413 kg



OPTION 2 | Alternative

1 box (horizontal)

Dimensions (LxWxH)

1x: 217x80x140 cm

Total weight (excl. cover)

413 kg

Transport packaging Cover

Airtex white®

Cover	80x50x40 cm	46 kg
Sidewall	60x60x10 cm	8,5 kg
Sidewall with window	70x60x10 cm	12 kg
Sidewall with door	70x60x10 cm	9 kg
Sidewall with window and door	70x60x10 cm	12 kg
Gutter L	55x55x8 cm	4 kg
Gutter M to L	30x45x10 cm	3 kg

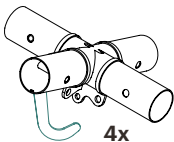
Stam 6002®

Sidewall	60x60x10 cm	12 kg
Sidewall with window	70x60x10 cm	13 kg
Sidewall with door	70x60x10 cm	13 kg

Mounting 2 options

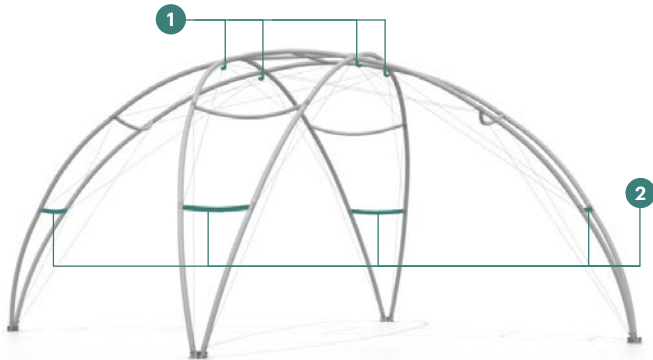
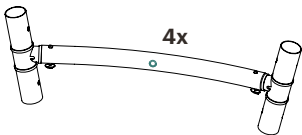
OPTION 1 | Hooks

Mount up to 100 kg per hook by using the hooks at the Upper X-connector (1).



OPTION 2 | M10 screw insert

Mount up to 25 kg per insert by using the M10 screws insert at the Lower sub profile (2).



Lights



Speakers




TV's




Heaters

Anchoring and ballast 4 options


OPTION 1 | Anchoring Ground pens (set of 8)



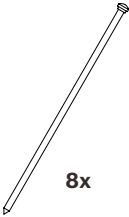
Ø3,5x100 cm



7,6 kg (per piece)

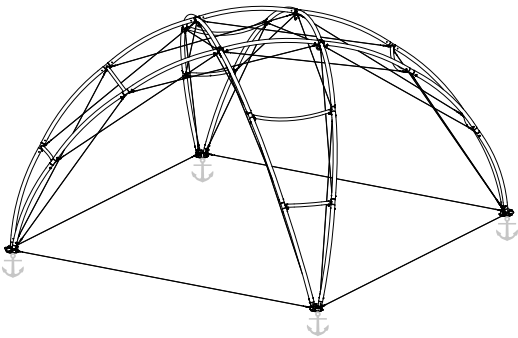


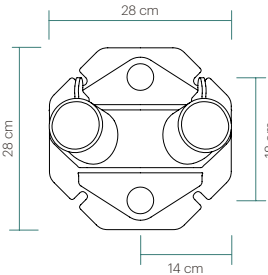
Used on soft surfaces
(e.g. grass, sand and gravel)

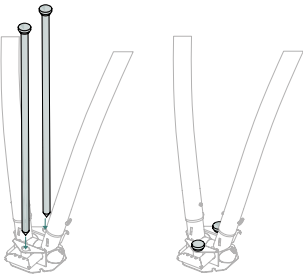


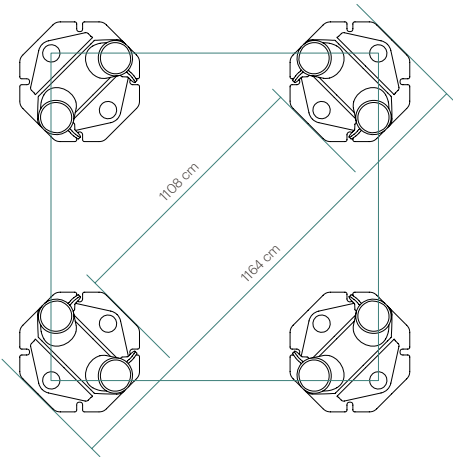
8x

INSTRUCTIONS | Placing anchoring Ground pens









OPTION 2 | Anchoring M12 concrete screws (set of 16)



Ø1,2x9 cm



0,1 kg (per piece)

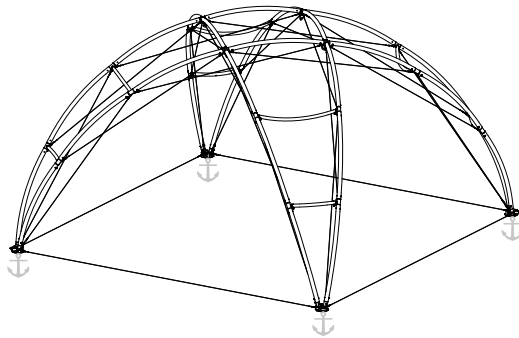


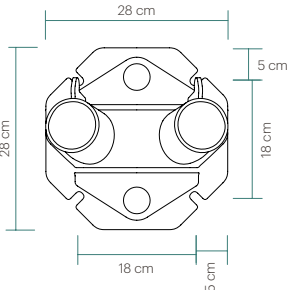
Used on hard surfaces
(e.g. concrete, asphalt and pavement)

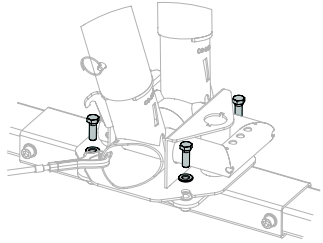


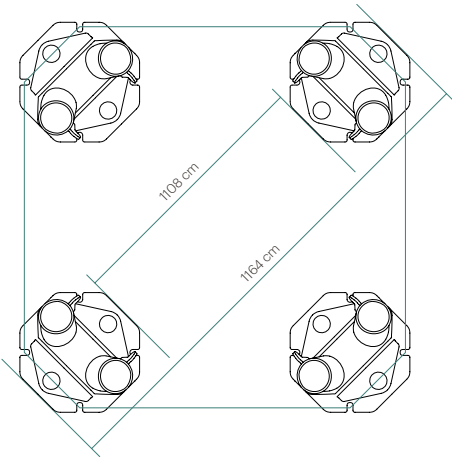
16x

INSTRUCTIONS | Placing anchoring M12 concrete screws










Anchoring and ballast 4 options

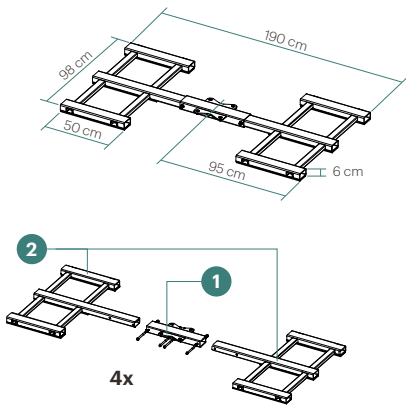
OPTION 3 | Ballast TÜV

Ballast TÜV Straight (set of 6)

Ballast TÜV Straight is a ballast anchoring for a singel Crossover or Hexadome feet.

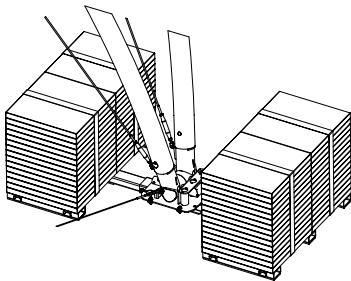
Ballast TÜV Straight can be used if the surface is not suitable for anchoring. The Ballast TÜV Straight contains 1 interface (1) (Crossover M-L and Hexadome M) and 2 ballast frames (2) (suitable for Crossover M-L and Hexadome M-L)

 60 kg (per piece)



Ballast TÜV Straight with concrete tiles


You can place 50x50x4 cm concrete tiles on both ballast frames and secure them with straps.

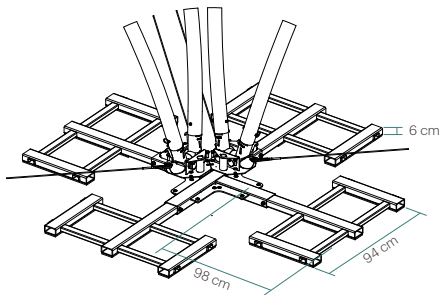
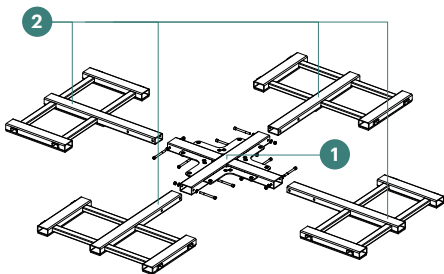


Ballast TÜV Multiple

Ballast TÜV Multiple is a ballast anchoring for multiple feet (Village).

Ballast TÜV Multiple can be used if the surface is not suitable for anchoring. The Ballast TÜV Multiple contains 1 interface (1) and 4 ballast frames (2).

 60 kg (per piece)



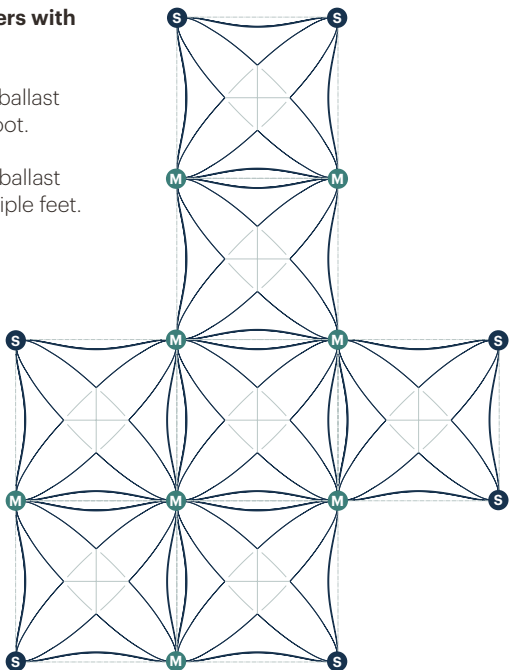
EXAMPLE | Ballast TÜV

- S** Ballast TÜV Straight
- M** Ballast TÜV Multiple

Topview connected Crossovers with Crossovers (Village).

Ballast TÜV Straight is used as ballast anchoring for one Crossover foot.

Ballast TÜV Multiple is used as ballast anchoring for connecting multiple feet.



Ballast Per peak wind velocity

The numbers and weight per foot below are based on:

- Peak wind velocity
- Measured on the highest point of the structure
- All side panels closed
- Ballast system used


Wind peak	Balast (per foot)
40 km/h	152 kg
50 km/h	238 kg
60 km/h	342 kg
70 km/h	466 kg
80 km/h	608 kg
90 km/h	770 kg
100 km/h	950 kg

Ballast Requirements per peak wind velocity

Max. peak velocity according to European standards:

	Km/h	m/s	Knots
	78,8 km/h	21,9 kg	42,5 knots

Required ballast according to European standards:

 Ballast (per foot)
590 kg

Anchoring and ballast 4 options

OPTION 4 | Creative Decking

Creative Decking provides ballast with the integrated steel ballast plates. The main part of the weight of the decking will be counted as ballast. Therefor you will need less additional ballast. When building on soft surfaces (e.g. grass, sand and gravel) you can also choose to use our groundpens instead of the ballast plates.

We advise to close the Creative Structure with sidewalls in the event of heavy winds.

SET | Ballast Plate Set for Crossover L (4 sets of 8 plates)

Ballast profile

 88x11x6 cm (per profile)


 8 kg (per profile)



8x

Ballast plate Square

 118x58x1 cm (per plate)


 28 kg (per plate)



32x

Total weight

 959 kg



4x

